

# CGS 3175: Internet Applications Fall 2009

## In Class Practice – Four

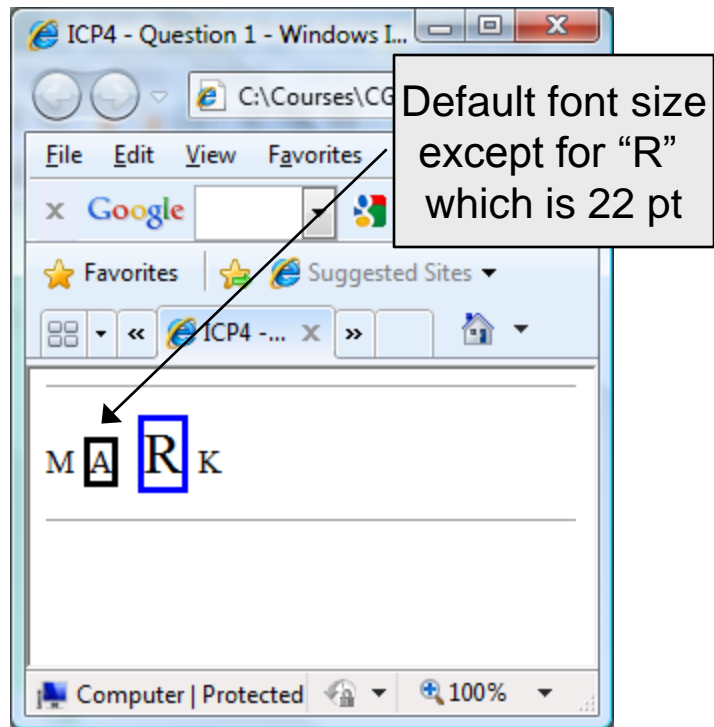
Instructor : Dr. Mark Llewellyn  
markl@cs.ucf.edu  
HEC 236, 407-823-2790  
<http://www.cs.ucf.edu/courses/cgs3175/fall2009>

School of Electrical Engineering and Computer Science  
University of Central Florida

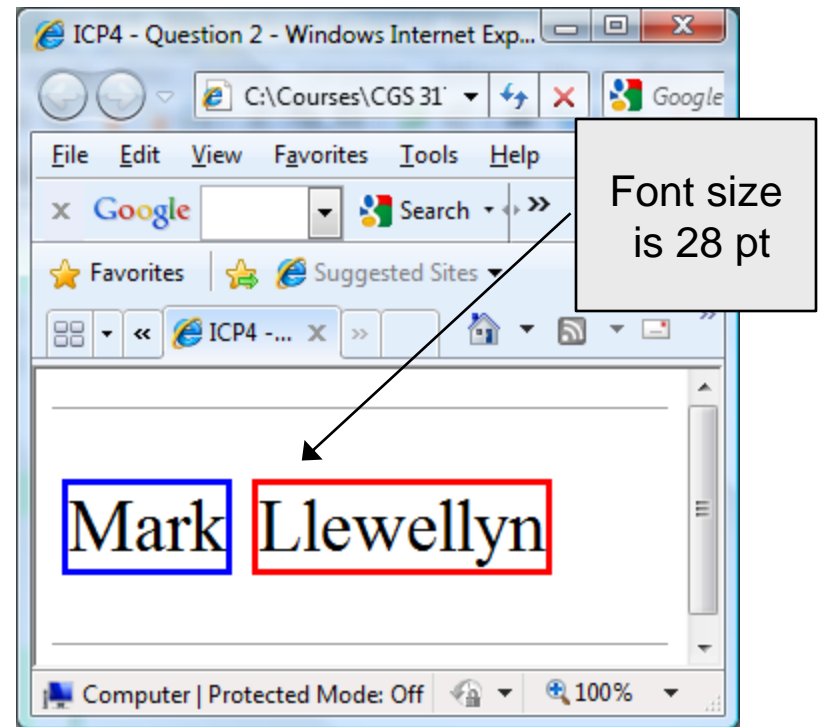


# Practice Questions

- Construct XHTML markup with CSS that would render the following documents.



Question 1



Question 2



## Answer To Question 1

```
5 <head>
6   <title>ICP4 - Question 1</title>
7   <style type="text/css">
8     <!--
9       .box1 {margin: 5px;
10          border-style:solid;
11          border-color:black;
12        }
13       .box2{margin: 5px;
14          border-style:solid;
15          border-color:blue;
16        }
17     -->
18   </style>
19 </head>
20 <body>
21   <hr />
22   <p>
23     M<span class="box1">A</span>
24     <span class="box2" style="font-size:22pt">R</span>K
25   </p>
26   <hr />
27 </body>
```

nb char : 619 nb line : 30

Ln : 24 Col : 8 Sel : 0

UNIX

ANSI

INS



C:\Courses\CGS 3175 - Internet Applications\Fall 2009\example code - new\In Class Practice Problems\Practice Problems Four\ICP...

File Edit Search View Format Language Settings Macro Run TextFX Plugins Window ?

template.html commentform.html Assignment 2 Text.txt ICP3 - Question 4.html help

Answer To Question 2

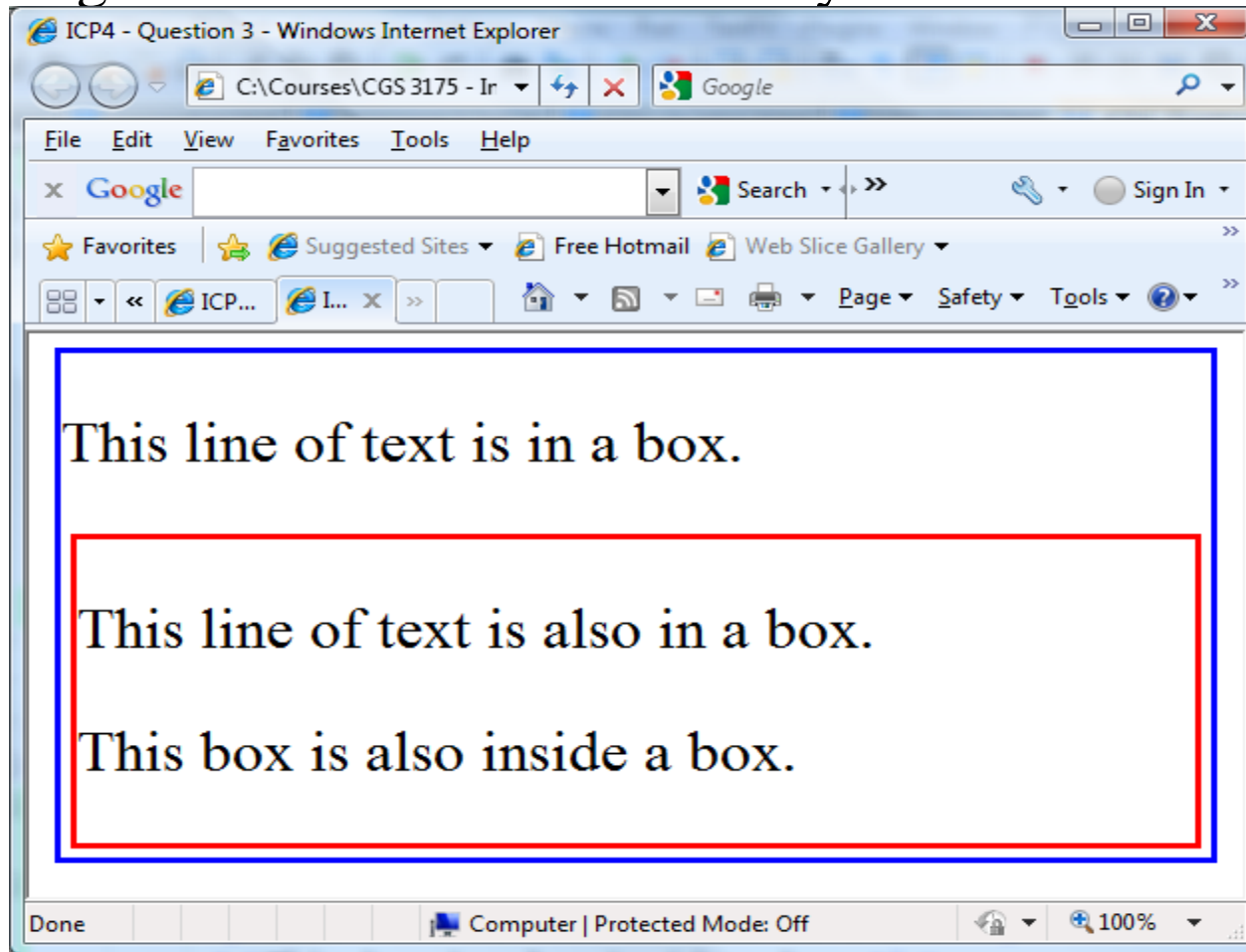
```
5 <head>
6   <title>ICP4 - Question 2</title>
7   <style type="text/css">
8     <!--
9       box1 {margin: 5px;
10          border-style:solid;
11          border-color:blue;
12        }
13       .box2{margin: 5px;
14          border-style:solid;
15          border-color:red;
16        }
17       * {font-size:28pt; }
18     -->
19   </style>
20 </head>
21 <body>
22   <hr />
23   <p>
24     <span class="box1">Mark</span><span class="box2">Llewellyn</span>
25   </p>
26   <hr />
27 </body>
```

Hyper Text Mark nb char : 620 nb line : 30 Ln : 14 Col : 34 Sel : 0 UNIX ANSI INS



# Practice Questions

- Write the XHTML markup with CSS that would produce the following document when rendered by a browser



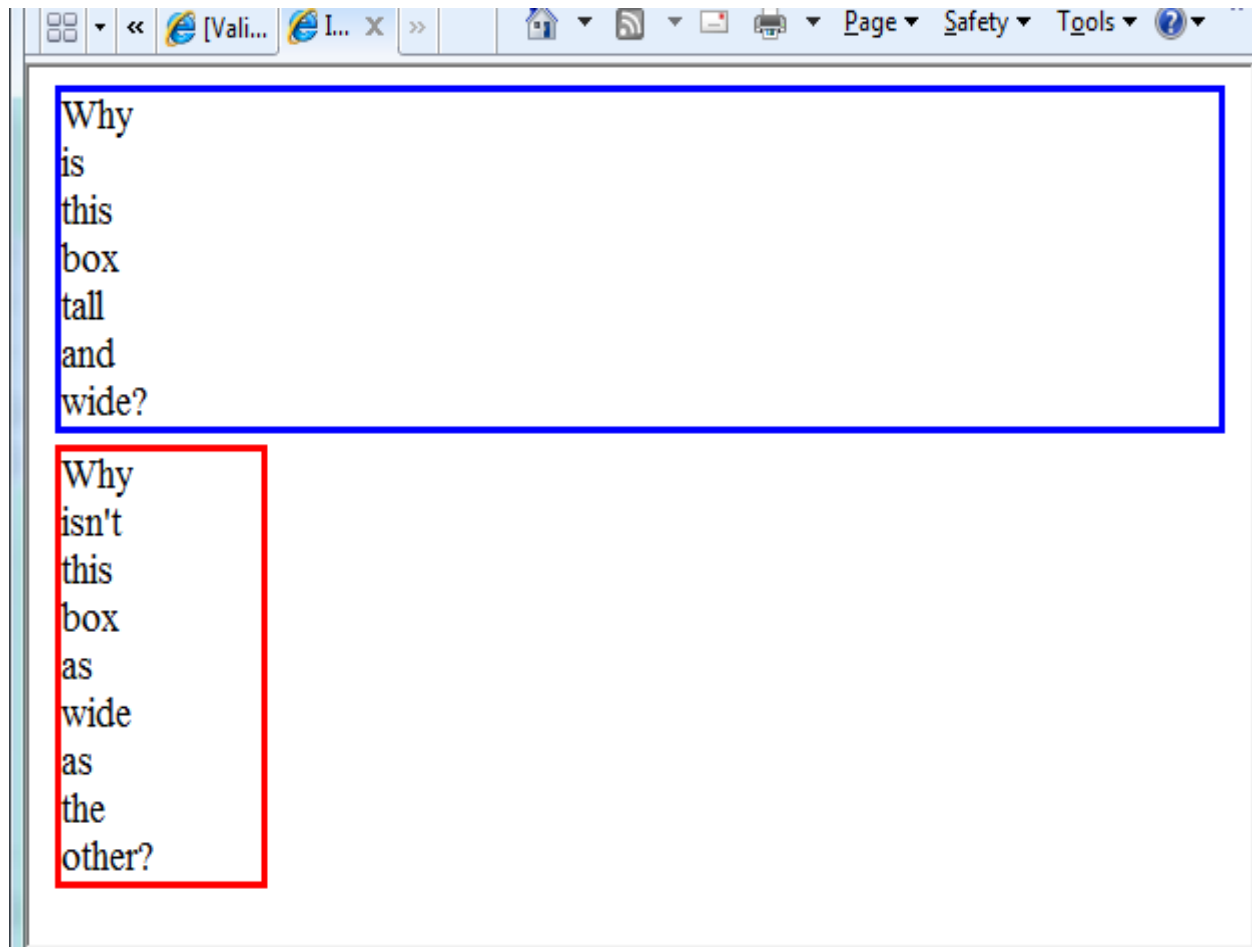
## Answer To Question 3

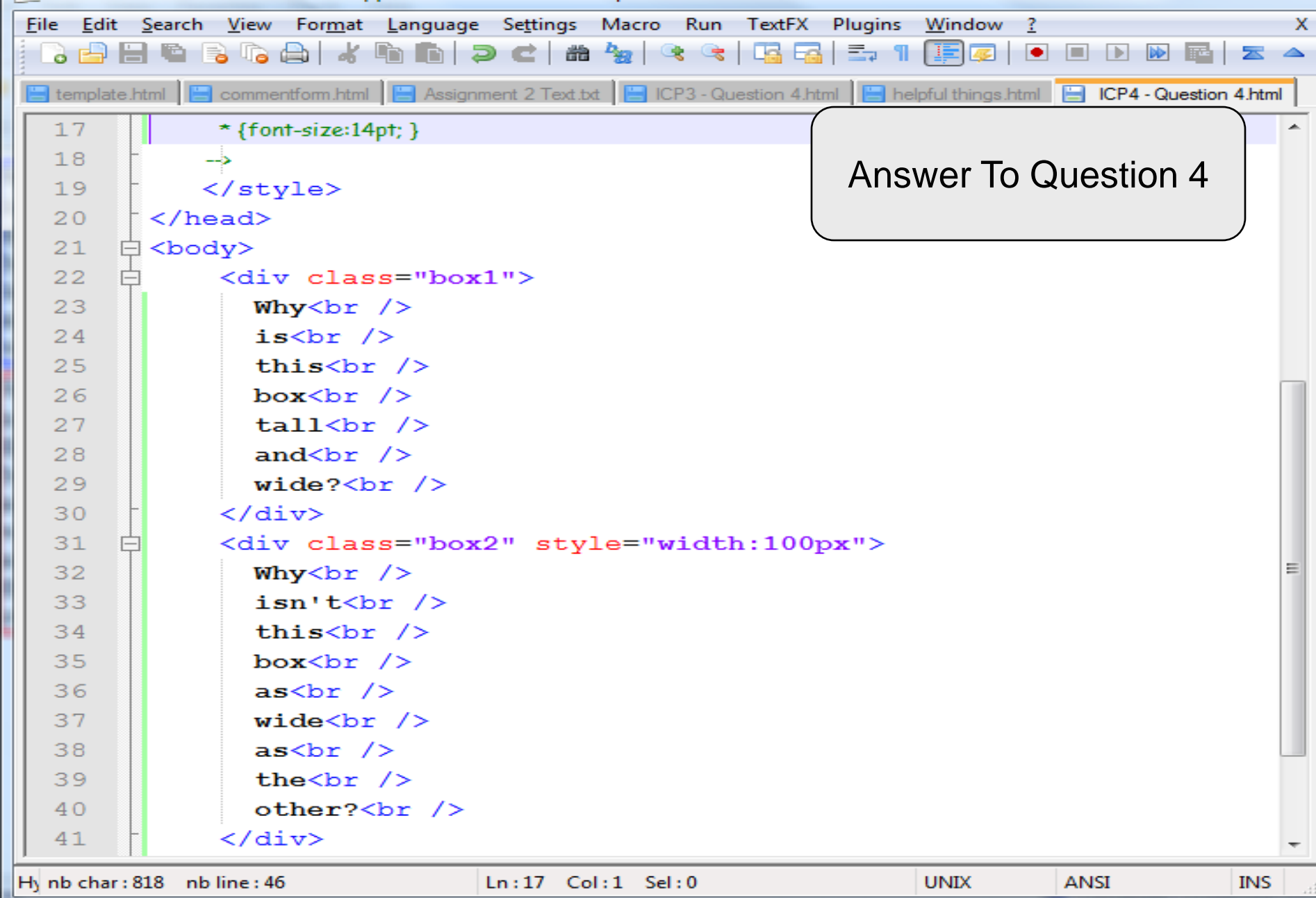
```
6      <title>ICP4 - Question 3</title>
7      <style type="text/css">
8      <!--
9          box1 {margin: 5px;
10              border-style:solid;
11              border-color:blue;
12          }
13          .box2{margin: 5px;
14              border-style:solid;
15              border-color:red;
16          }
17          * {font-size:24pt; }
18      -->
19      </style>
20  </head>
21  <body>
22      <div class="box1">
23          <p>This line of text is in a box.</p>
24          <div class="box2">
25              <p>This line of text is also in a box.</p>
26              <p>This box is also inside a box.</p>
27          </div>
28      </div>
29  </body>
```



# Practice Questions

- Write the XHTML markup with CSS that would produce the following document when rendered by a browser





```
File Edit Search View Format Language Settings Macro Run TextFX Plugins Window ?
template.html commentform.html Assignment 2 Text.bd ICP3 - Question 4.html helpful things.html ICP4 - Question 4.html

17 *{font-size:14pt;}
18 →
19 </style>
20 </head>
21 <body>
22 <div class="box1">
23     Why<br />
24     is<br />
25     this<br />
26     box<br />
27     tall<br />
28     and<br />
29     wide?<br />
30 </div>
31 <div class="box2" style="width:100px">
32     Why<br />
33     isn't<br />
34     this<br />
35     box<br />
36     as<br />
37     wide<br />
38     as<br />
39     the<br />
40     other?<br />
41 </div>
```

Hy nb char : 818 nb line : 46 Ln : 17 Col : 1 Sel : 0 UNIX ANSI INS

Answer To Question 4

